

Iraq Stock Exchange

Bulletin No (61)



سوق العراق للاوراق المالية
IRAQ STOCK EXCHANGE

ISX Trading Indices of Sunday 12/4/2026

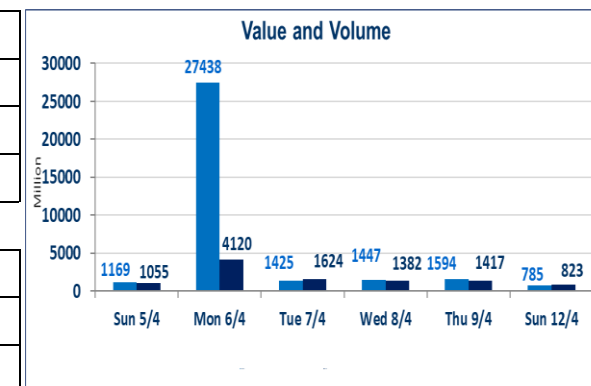
Traded Volume and OTC	785,538,912
-----------------------	-------------

Traded Value and OTC	823,743,784
----------------------	-------------

Traders	1093
---------	------

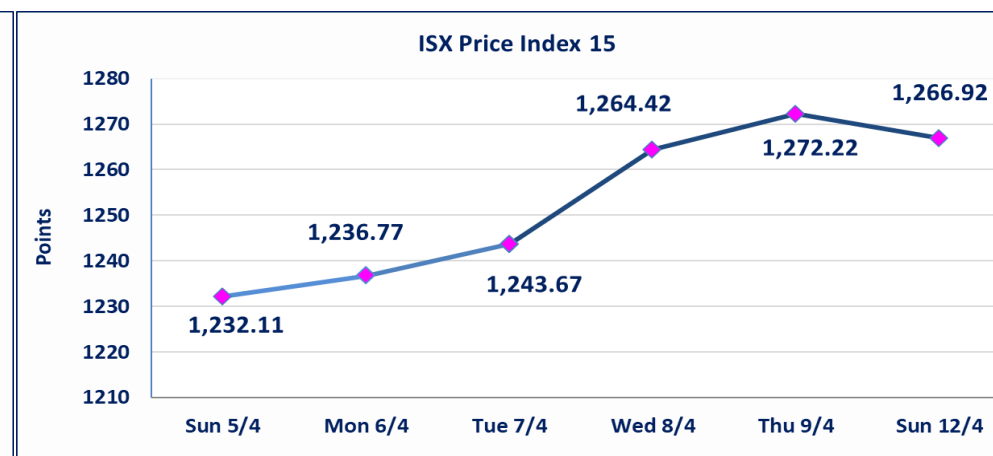
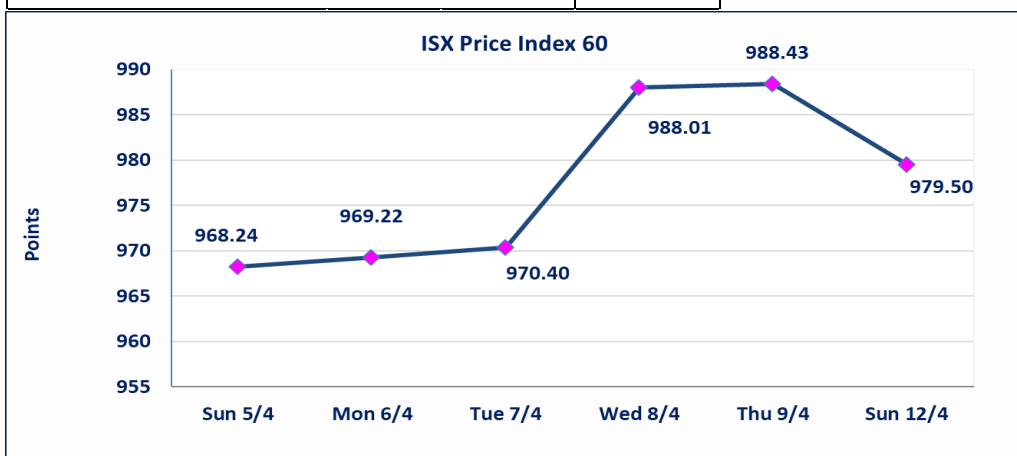
ISX Index 60	979.50
Previous ISX Index60	988.43
Change %	-0.90
Change	-8.93

ISX Index 15	1266.92
Previous ISX Index15	1272.22
Change %	-0.42
Change	-5.30



Listed Companies	104	OTC	14
Traded Listed Companies	54	OTC	1
GAM Companies	3		
Suspended Companies	9		

Non Traded listed	38	OTC	13
Higher Companies	12		
Lower Companies	15		



ISX top gaining and losing companies

Sunday 12/4/2026

Gainers

Company Name	Closing Price	Change (%)	Traded Volume
Iraqi Engineering Works	5.770	4.91	10,000
Babil Animal & Vegetable Product	7.990	4.44	370,959
Al-Khatam Telecom	3.690	2.22	449,768
Tourist Village of Mosul dam	13.800	1.40	15,775
Al-Ameen for Insurance	0.910	1.11	55,000

Losers

Company Name	Closing Price	Change (%)	Traded Volume
Middle East Bank	0.080	-11.11	12,066,268
National Furniture Industries	0.910	-4.21	600,000
Ashur International Bank	0.240	-4.00	12,020,118
Al-Hamraa for Insurance	5.340	-3.09	930
Baghdad -Iraq Transportation	23.100	-2.53	183,000

The most active companies in term of traded volume and value

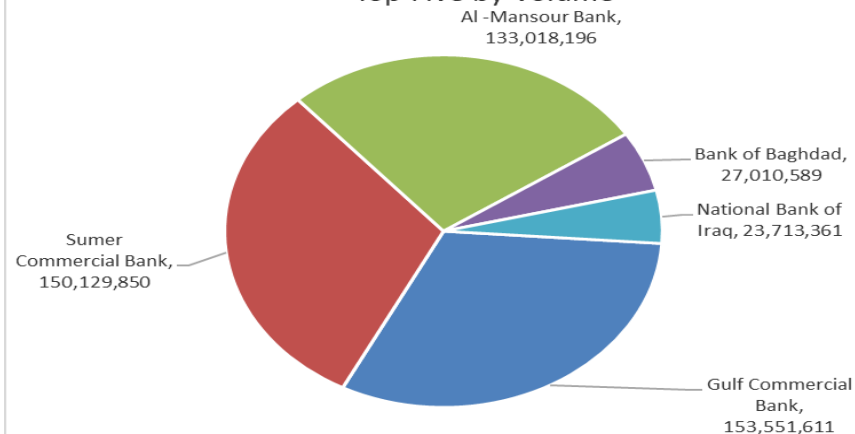
Traded Volume

Company Name	Closing Price	Change (%)	Traded Volume
Gulf Commercial Bank	0.370	0.00	153,551,611
Sumer Commercial Bank	0.200	0.00	150,129,850
Al -Mansour Bank	1.710	-1.72	133,018,196
Bank of Baghdad	3.480	-1.42	27,010,589
National Bank of Iraq	5.100	0.39	23,713,361

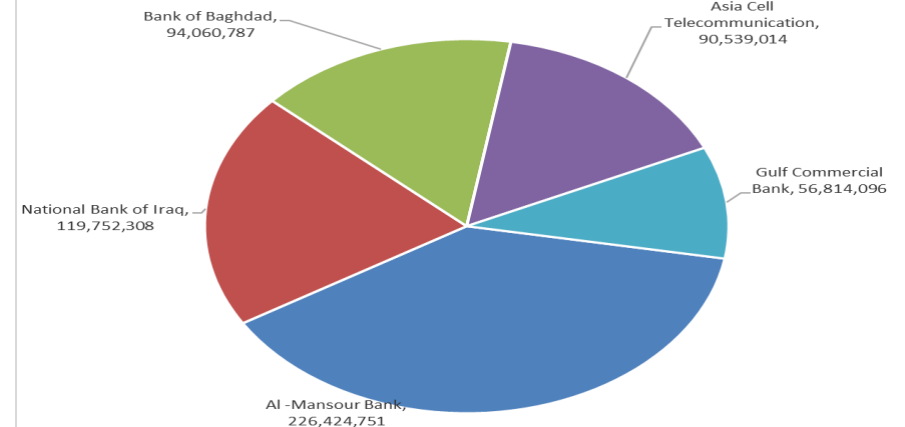
Traded Value

Company Name	Closing Price	Change (%)	Traded Value
Al -Mansour Bank	1.710	-1.72	226,424,751
National Bank of Iraq	5.100	0.39	119,752,308
Bank of Baghdad	3.480	-1.42	94,060,787
Asia Cell Telecommunication	15.780	-0.50	90,539,014
Gulf Commercial Bank	0.370	0.00	56,814,096

Top Five by Volume



Top Five by Value



Regular Market Bulletin No (61)



Company Name	Code	opening Price	highest price	lowest price	Average price	Prev Average price	Closing Price	prev closing price	change (%)	No.of Trades	Traded Volume	Traded Value
Banks Sector												
Ashur International Bank	BASH	0.250	0.250	0.240	0.240	0.250	0.240	0.250	-4.00	9	12,020,118	2,885,030
Bank of Baghdad	BBOB	3.530	3.530	3.470	3.480	3.510	3.480	3.530	-1.42	94	27,010,589	94,060,787
Commercial Islamic Bank of Iraq	BCOI	0.670	0.670	0.660	0.660	0.670	0.670	0.670	0.00	14	4,338,932	2,865,009
Economy Bank	BEFI	0.220	0.230	0.220	0.220	0.230	0.230	0.230	0.00	7	10,600,000	2,332,500
Elaf Islamic Bank	BELF	0.250	0.250	0.250	0.250	0.250	0.250	0.250	0.00	3	150,000	37,500
Gulf Commercial Bank	BGUC	0.370	0.370	0.370	0.370	0.370	0.370	0.370	0.00	20	153,551,611	56,814,096
Investment Bank of Iraq	BIBI	0.220	0.220	0.220	0.220	0.220	0.220	0.220	0.00	5	7,000,000	1,540,000
Iraqi Islamic Bank	BIIB	1.020	1.020	1.010	1.010	1.020	1.010	1.020	-0.98	16	11,201,306	11,315,268
Middle East Bank	BIME	0.090	0.090	0.080	0.080	0.090	0.080	0.090	-11.11	7	12,066,268	965,964
Mosul Bank For Investment	BMFI	0.140	0.140	0.140	0.140	0.140	0.140	0.140	0.00	1	200,000	28,000
Al -Mansour Bank	BMNS	1.740	1.740	1.670	1.700	1.760	1.710	1.740	-1.72	228	133,018,196	226,424,751
National Bank of Iraq	BNOI	5.080	5.100	5.000	5.050	5.100	5.100	5.080	0.39	87	23,713,361	119,752,308
Sumer Commercial Bank	BSUC	0.200	0.200	0.190	0.190	0.190	0.200	0.200	0.00	31	150,129,850	28,590,970
Al-Taif Islamic Bank	BTIB	0.670	0.670	0.670	0.670	0.670	0.670	0.670	0.00	3	51,926	34,790
United Bank	BUND	0.050	0.050	0.050	0.050	0.050	0.050	0.050	0.00	4	1,198,589	59,929
Total of Banks Sector										529	546,250,746	547,706,903
Telecommunication Sector												
Asia Cell Telecommunication	TASC	15.860	15.860	15.700	15.740	15.760	15.780	15.860	-0.50	136	5,751,080	90,539,014
Al-Khatam Telecom	TZNI	3.610	3.790	3.560	3.630	3.560	3.690	3.610	2.22	12	449,768	1,631,809
Total of Telecommunication Sector										148	6,200,848	92,170,823
Insurance Sector												
Al-Ameen for Insurance	NAME	0.900	0.910	0.900	0.910	0.900	0.910	0.900	1.11	4	55,000	49,900
Total of Insurance Sector										4	55,000	49,900
Service Sector												
Baghdad -Iraq Transportation	SBPT	23.400	23.400	23.010	23.350	23.490	23.100	23.700	-2.53	9	183,000	4,272,900
Kharkh Tour Amuzement City	SKTA	4.300	4.300	4.300	4.300	4.380	4.300	4.300	0.00	5	1,000,000	4,300,000
Al-Mosul for funfairs	SMOF	6.890	6.890	6.890	6.890	6.890	6.890	6.890	0.00	1	860	5,925
Mamoura Realestate	SMRI	3.290	3.300	3.280	3.280	3.270	3.280	3.280	0.00	70	4,561,106	14,976,571
Rehab Karbalaa	HKAR	0.630	0.630	0.630	0.630	0.630	0.630	0.630	0.00	2	25,244	15,904
Total of Service Sector										87	5,770,210	23,571,300
Industrial Sector												
Baghdad Soft Drinks	IBSD	5.960	5.960	5.910	5.930	5.970	5.920	5.960	-0.67	68	7,643,099	45,346,450
Iraqi Date Processing and Marke	IIDP	2.450	2.450	2.450	2.450	2.450	2.450	2.450	0.00	2	324	794
Iraqi Engineering Works	IIEW	5.770	5.770	5.770	5.770	5.500	5.770	5.500	4.91	2	10,000	57,700
Iraqi For Tufted Carpets	IITC	18.100	18.100	18.000	18.010	18.000	18.000	18.000	0.00	4	109,851	1,978,303
Al -Khazer Construction Materia	IKHC	1.250	1.250	1.250	1.250	1.250	1.250	1.250	0.00	3	7,952	9,940
Al-Kindi of Veterinary Vaccines	IKLV	2.520	2.520	2.520	2.520	2.500	2.520	2.520	0.00	1	9,861	24,850
Al-Mansour Pharmaceuticals Ind	IMAP	2.220	2.220	2.190	2.200	2.200	2.210	2.220	-0.45	31	15,584,236	34,259,067
Modern Sewing	IMOS	5.450	5.450	5.450	5.450	5.430	5.450	5.430	0.37	2	112,000	610,400
Ready Made Clothes	IRMC	2.300	2.300	2.280	2.290	2.300	2.280	2.300	-0.87	2	17,754	40,574
Total of Industrial Sector										115	23,495,077	82,328,078
Hotels Sector												
Baghdad Hotel	HBAG	11.700	11.700	11.700	11.700	11.700	11.700	11.700	0.00	6	46,736	546,811
Ishtar Hotels	HISH	9.200	9.250	9.200	9.210	9.280	9.220	9.250	-0.32	6	244,289	2,248,885
Mansour Hotel	HMAN	50.000	50.000	50.000	50.000	50.000	50.000	50.000	0.00	1	441	22,050
National for Tourist Investment	HNTI	9.250	9.250	9.250	9.250	9.250	9.250	9.250	0.00	3	36,644	338,957
Al-Sadeer Hotel	HSAD	22.990	22.990	22.990	22.990	23.000	22.990	23.000	-0.04	2	907	20,852
Tourist Village of Mosul dam	HTVM	13.650	13.950	13.650	13.800	13.610	13.800	13.610	1.40	5	15,775	217,763
Total of Hotels Sector										23	344,792	3,395,317
Agricultural Sector												
Al-Ahlyia agricultural production	AAHP	2.150	2.150	2.150	2.150	2.140	2.150	2.140	0.47	3	110,000	236,500
Babil Animal & Vegetable Produ	ABAP	7.650	8.000	7.650	7.910	7.410	7.990	7.650	4.44	23	370,959	2,935,502
Total of Agricultural Sector										26	480,959	3,172,002
Total Of Regular										932	582,597,632	752,394,324

Second Platform Market Bulletin No (61)



Company Name	Code	opening Price	highest price	lowest price	Average price	Prev Average price	Closing Price	prev closing price	change (%)	No.of Trades	Traded Volume	Traded Value
Banks Sector												
Al-Ataa Islamic Bank	BLAD	0.100	0.100	0.100	0.100	0.100	0.100	0.100	0.00	2	200,397	20,040
Credit Bank Of Iraq	BROI	0.600	0.600	0.600	0.600	0.600	0.600	0.600	0.00	1	7,000	4,200
Total of Banks Sector										3	207,397	24,240
Insurance Sector												
Al-Hamraa for Insurance	NHAM	5.340	5.340	5.340	5.340	5.570	5.340	5.510	-3.09	1	930	4,966
Total of Insurance Sector										1	930	4,966
Industrial Sector												
Al-Ameen Estate Investment	SAEI	1.850	1.850	1.850	1.850	1.850	1.850	1.850	0.00	2	1,611	2,980
Total of Industrial Sector										2	1,611	2,980
Industrial Sector												
Fallujah for construction Materi	IFCM	2.790	2.790	2.790	2.790	2.790	2.790	2.760	1.09	1	8,243	22,998
National Furniture Industries	IHFI	0.910	0.910	0.910	0.910	0.950	0.910	0.950	-4.21	1	600,000	546,000
Total of Industrial Sector										2	608,243	568,998
Hotels Sector												
Ashour Hotel	HASH	29.310	29.310	29.310	29.310	29.310	29.310	29.310	0.00	2	643	18,846
Total of Hotels Sector										2	643	18,846
Total of Non Regular										10	818,824	620,031

Undisclosed Platform Companies Bulletin No (61)



Company Name	Code	opening Price	highest price	lowest price	Average price	Prev Average price	Closing Price	prev closing price	change (%)	No.of Trades	Traded Volume	Traded Value
Industrial Sector												
AL-Badia for General Trans	SBAG	1.010	1.020	1.000	1.010	1.010	1.020	1.010	0.99	10	7,710,000	7,825,000
Total of Industrial Sector										10	7,710,000	7,825,000
Industrial Sector												
Al-Hilal Industries	IHLI	1.460	1.460	1.460	1.460	1.490	1.460	1.490	-2.01	2	44,450	64,897
Iraqi Carton Manufactories	IICM	2.690	2.710	2.690	2.710	2.650	2.710	2.690	0.74	7	165,000	446,596
National Chemical &Plastic	INCP	1.900	1.900	1.900	1.900	1.900	1.900	1.900	0.00	1	52,317	99,402
The Light Industries	ITLI	1.200	1.200	1.200	1.200	1.200	1.200	1.200	0.00	2	10,200	12,240
Total of Industrial Sector										12	271,967	623,135
Hotels Sector												
Palestine Hotel	HPAL	19.070	19.100	19.050	19.070	19.020	19.090	19.070	0.10	30	568,797	10,847,759
Total of Hotels Sector										30	568,797	10,847,759
Agricultural Sector												
Iraqi for Seed Production	AISP	4.860	4.860	4.850	4.860	4.860	4.860	4.860	0.00	26	2,230,339	10,834,848
Total of Agricultural Sector										26	2,230,339	10,834,848
Total of Undisclosed										78	10,781,103	30,130,741
Grand Total										1,020	594,197,559	783,145,095

Iraq Stock Exchange not trading companies of Sunday 12/4/2026

Company Names	Code	Previous Average Price	Closing Price
Banks Sector			
National Islamic Bank	BNAI	0.910	2.450
Kurdistan International Bank	BKUI	1.100	1.100
Union Bank of Iraq	BUOI	0.170	0.170
Asia Al Iraq Islamic Bank	BAIB	0.780	0.780
Cihan Bank for Islamic Investment&Finan	BCIH	2.200	2.200
Insurance Sector			
Dar Al-Salam for Insurance	NDSA	0.770	0.770
Gulf Insurance	NGIR	0.430	0.430
Service Sector			
AL-Nukhba for Construction	SNUC	0.710	0.710
Industrial Sector			
Metallic Industries and Bicycles	IMIB	1.950	1.950
Hotels Sector			
Babylon Hotel	HBAY	102.000	102.000
Agricultural Sector			
Modern for Animal Production	AMAP	0.360	0.360
Iraqi Agricultural Products	AIRP	10.000	10.000
Agricultural Products Meat	AIPM	4.450	4.450
Middle East for Production- Fish	AMEF	5.990	5.990
Company Names	Code	Previous Average Price	Closing Price
Banks Sector			
International Islamic Bank	BINT	0.200	0.200
Trans Iraq Bank Investment	BTRI	0.310	0.310
International Development Bank	BIDB	1.050	1.050
Al-Mashreq Al-Arabi Islamic Bank	BAMS	0.850	0.850
Iraq Noor Islamic Bank for Investment	BINI	0.250	0.250
Region Trade Bank	BRTB	1.000	1.010
Arab Islamic Bank	BAAI	1.000	1.000
Al-Rajih Islamic Bank	BRAJ	1.000	1.000
Erbil Investment & FinanceBank	BERI	0.110	0.110
AL-Anssari Islamic Bank	BANS	0.050	0.050
Al-Mustashar Islamic Bank for Investmen	BMUI	1.000	1.000
Al-Qabidh Islamic Bank	BQAB	0.090	0.090
Trust International Islamic Bank	BTRU	0.750	0.750
World Islamic Bank for Investment	BWOR	1.000	1.000
Al janoob Islamic Bank	BJAB	0.940	0.940
Ameen Al-Iraq Islamic Bank	BAME	1.000	1.000
Investment Sector			
AL-Wiaam for Financial Investment	VWIF	0.670	0.670
Al-Ameen for Financial Investment	VAMF	1.200	1.200
Insurance Sector			
Alahliya For Insurance	NAHF	0.850	0.850
Industrial Sector			
Modern chemical industries	IMCI	100.000	100.000
Service Sector			
Ibdaa Al-sharq Alwast General Contractir	SIBD	1.000	1.000
Agricultural Sector			
AL-Rebass for Poultry&feed	AREB	-	-
Company Names	Code	Previous Average Price	Closing Price
Service Sector			
General Transportation	SIGT	1.660	1.620
Industrial Sector			
Modern Construction Materials	IMCM	1.300	1.300

Iraq Stock Exchange
Non Iraqis' Bulletin Sunday April 12 2026
Regular Market



Non Iraqi Trading of Regular Market (Buy)

Company Names	Code	No.of trades	Traded Shares	Trading Volume
Banks Sector				
Gulf Commercial Bank	BGUC	5	80,000,000	29,600,000
Total Bank sector		5	80,000,000	29,600,000
Grand Total		5	80,000,000	29,600,000

Non Iraqi Trading of Regular Market (Sell)

Company Names	Code	No.of trades	Traded Shares	Trading Volume
Telecommunication Sector				
Asia cell	TASC	13	1,000,000	15,710,000
Total Telecommunication sector		13	1,000,000	15,710,000
Grand Total		13	1,000,000	15,710,000

OTC Platform Trading Bulletin No (61)

Company Name	Code	highest price	lowest price	Average price	No.of Trades	Traded Volume	Traded Value
Banks Sector							
Al-Warka Bank	BWAI	0.230	0.210	0.210	73	191,341,353	40,598,689
Total Of Money Service Sector					73	191,341,353	40,598,689
Total					73	191,341,353	40,598,689

Not Trading OTC Companies

Company Name	Code	Previous Average price
Banks Sector		
Hammurabi Commercial Bank	BHAM	—
Al-Sanam Islamic Bank	BSAN	3.000
Industrial Sector		
Kirkuk producing constructional materials	IKFP	2.350
Money Service Sector		
Karmal Brokerage	FKSX	10.000
Iraqi Deposit Insurance Corporation	FIDI	1.000
Rabee Securities	FRSE	9.500
Ishtar Gate for e-Paymant	FISH	1.000
Sama Baghdad Exchange	FSBE	—
Insurance Sector		
Al Badia Insurance	NBAD	—
Kurdistan Insurance	NKUI	0.500
Shatt Al Arab Insurance	NSHA	1.000
Elaf Insurance	NELF	—
Dilina Insurance Company	NDIL	—

Iraq Stock Exchange
Non Iraqis' Bulletin Sunday April 12 2026
Regular Market



Non Iraqi Trading of OTC (Sell)

Company Names	Code	No.of trades	Traded Shares	Trading Volume
Banks Sector				
Warka Bank for inv.&Finance	BWAI	9	75,000,000	15,750,000
Total Bank sector		9	75,000,000	15,750,000
Grand Total		9	75,000,000	15,750,000

Iraq Stock Exchange

Sunday 12/4/2026



سوق العراق للأوراق المالية
IRAQ STOCK EXCHANGE

Trading Bulletin Bonds "Injaz Bonds / Second Edition"

Bonds	Code	opening	highest price	lowest price	Closing Price	prev closing price	No.of Trades	Traded Volume	Traded Value
500,000	CB65	507,301	507,301	507,301	507,301	503,793	1	1	507,301
Total							1	1	507,301

Iraq Stock Exchange

Sunday 12/4/2026



سوق العراق للاوراق المالية
IRAQ STOCK EXCHANGE

Not Trading Bonds Bulletin

Bond type	Publish type	Code	last trading price	immortilize date
Banaa Bonds /Million ID	Second	CB20	964,981	19/12/2025
Eamar Bonds /Million ID	First	CB30	1,001,095	—
Eamar Bonds /Million ID	Second	CB40	—	—
Eamar Bonds /500 Thousand ID	Third	CB45	—	—
Eamar Bonds /Million ID	Third	CB50	—	—
Injaz Bonds /500 Thousand ID	First	CB55	—	—
Injaz Bonds /Million ID	First	CB60	—	—
Injaz Bonds /Million ID	Second	CB70	965,050	—
Injaz Bonds /500 Thousand ID	Third	CB75	—	—
Injaz Bonds /Million ID	Third	CB80	978,182	—
National Bonds/Million ID	First	CB90	—	—
National Bonds/500 Thousand ID	Second	CB95	—	—
National Bonds/Million ID	Second	CB100	—	—